


## pureDECK LTR-5.0/3.2

### 5.0T Flush Retractable Loading Deck



Quick  
Installation



Efficient  
Design



Enhanced  
Safety

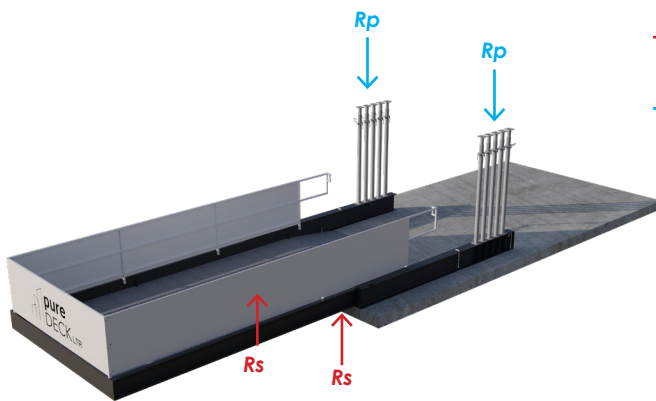
## Safe Working Loads

The pureDECK LTR-5.0/3.2 is designed for a maximum SWL of 5.0T (5000kg). This load should be spread evenly across the surface of the deck.

The self-weight of the deck is 2,800kg.

## Supporting Structure Reactions

The reactions provided must be checked by the site engineer to ensure the supporting structure can adequately resist the maximum deck reactions.



→  $R_s = 80 \text{ kN}$

→  $R_p = 42 \text{ kN}$

**Cantilever Deflection (@ SWL)  $\leq 60\text{mm}$**

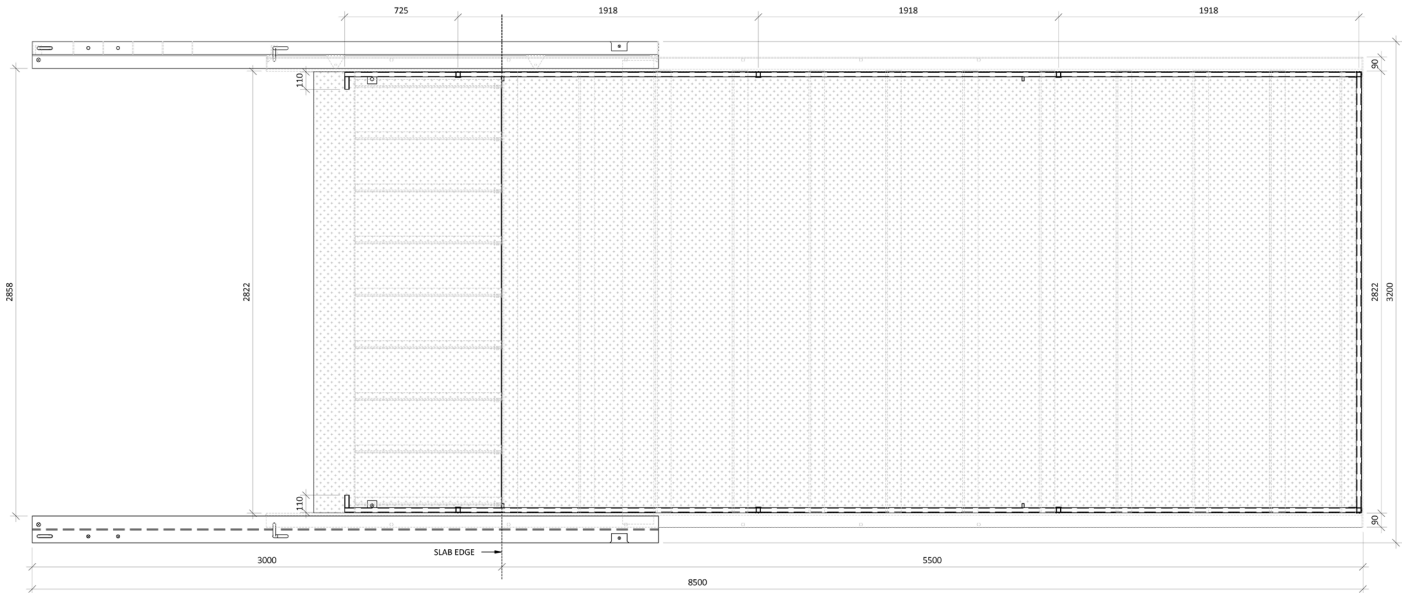
NOTES:

1. Reactions are working loads and should be factored accordingly
2. Reactions act on both sides of platform at the same time
3. Reactions provided assume supporting structure is rigid

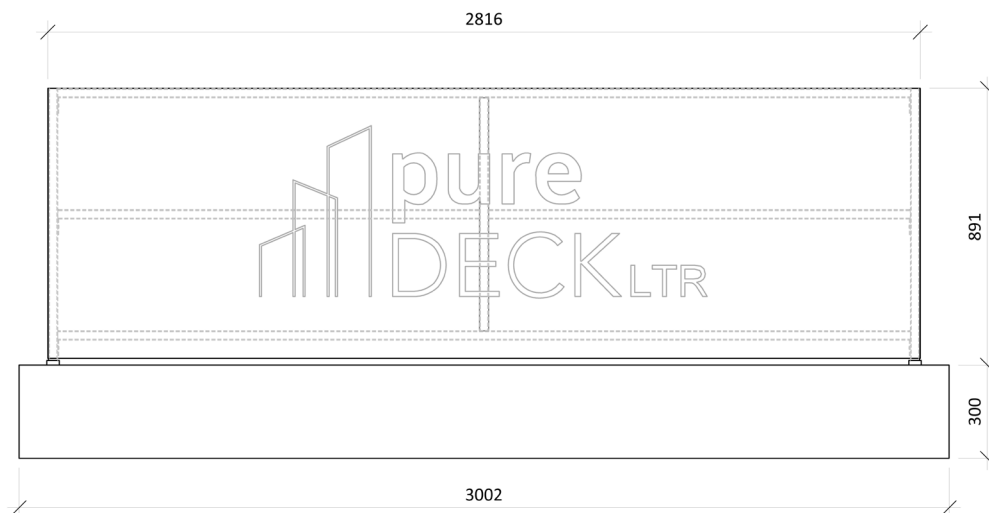
## General Notes

1. Structural props are to be provided by the end user with 5no. on each side of the deck directly above the stiffeners. They are to be fully engaged to the supporting structure. Their individual SWL should be at least 2000kg. Traditional steel Acrow props are recommended.
2. For Third Party testing the required SWL (up to 5.0T max) should be distributed evenly on the deck and the end deflection measured and compared to the deflection of the unloaded deck. This incremental deflection value should be less than or equal to 60mm to pass the test.
3. When not in use, or if a high-wind event (>20m/s) is predicted, the deck should be stored in the retracted position.
4. To provide robustness, the deck should be fixed to the slab with nominal fixings at the holes located adjacent to the slab edge

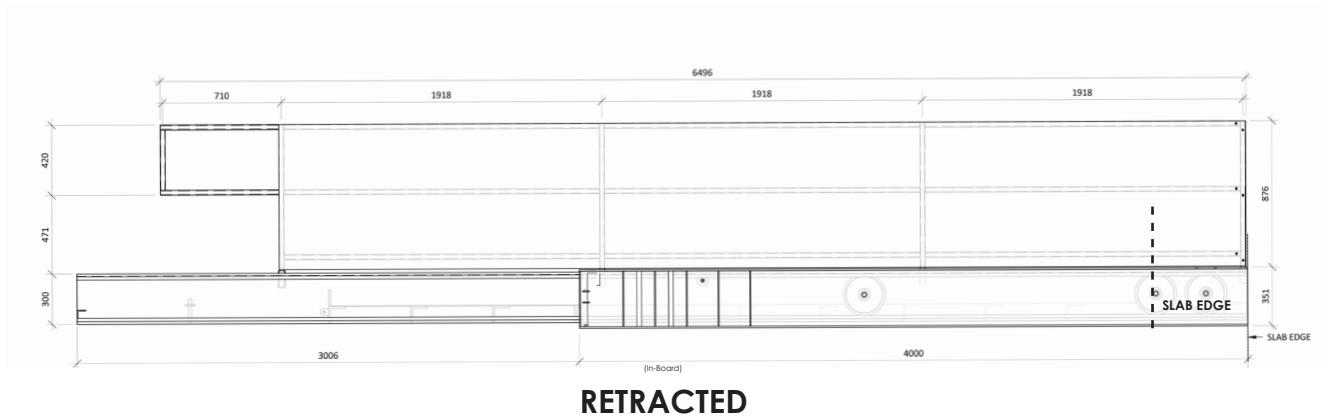
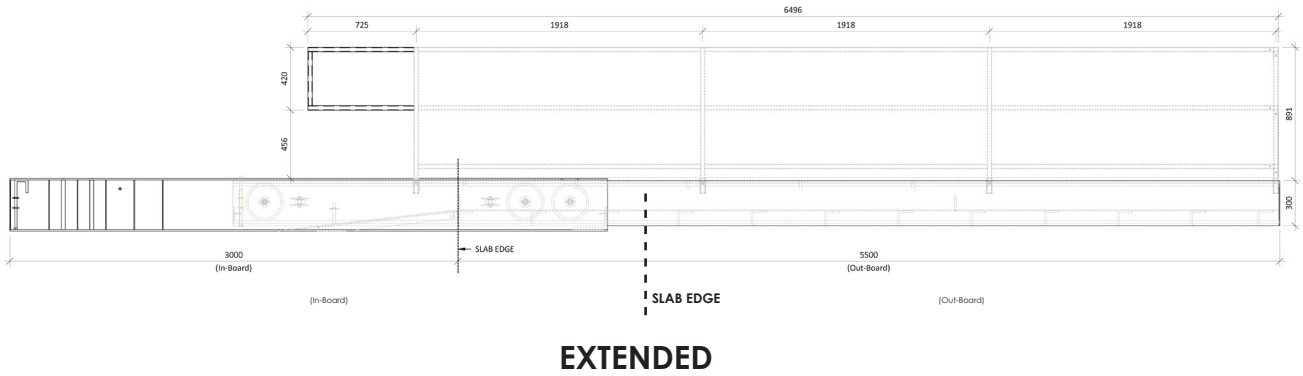
## Plan View



## Section Views



## Section Views (Continued)



## General

Any person associated with the use of the deck should be competent and have relevant experience in assembling, installing and operating this type of equipment

A project-specific risk assessment and method statement must be produced and approved by relevant parties prior to usage of the system

PPE should always be worn by site personnel when using this equipment

The data sheet, user guide and other relevant documents should be read in full and understood by all personnel involved with the operation of this equipment

Measures must be taken to protect site personnel as well as members of the public, with any lifting equipment exclusion zones should be maintained at all critical times

## Operation

The loads imparted on the supporting structure must be checked by a qualified engineer prior to use

Do not load the platform unevenly, or in any other way to that described in this document

Do not overload the platform and ensure SWL signage are clearly visible at all times

Ensure the crane lifting eyes and chains are checked by site AP prior to lifting

Always follow local regulations and guidelines regarding the use of this type of equipment

A thorough examination of this product should be completed regularly (max 6 months) by a competent individual and any signs of damage identified and remediated prior to use

## Storage and Maintenance

Always store this equipment in a stable manner on solid foundations

Always store this equipment raised above ground level to ensure there is no damage from water pooling

The equipment should be maintained regularly including greasing of roller wheels and re-painting




**ALWAYS follow the correct safety precautions, data sheets etc. (failure to comply is an offence under the Health & Safety at Work Act).  
IF IN DOUBT ASK!**

### Disclaimer:

The manufacturer accepts no responsibility for personal injury or material damage arising from improper usage that in any way contradicts the requirements of the user documentation.

The manufacturer accepts no responsibility for lost earnings, operating losses, lost time, lost profits or similar indirect losses incurred by the purchaser or third party.



If you would like to learn more or request pricing, please contact:

Pure Construction Solutions

(e) [info@pure-cs.com](mailto:info@pure-cs.com)

(p) +971 58 964 9864